

MONTAJE / MONTAGE / MONTAGGIO / MONTAGEM / ASSEMBLY / BEDIENUNGSANLEITUNG

(ES) TE ACONSEJAMOS

- Poner el paquete en posición horizontal.
- Ordenar y contar las piezas y herrajes.
- Habilita una zona para el montaje.
- Sigue paso a paso las instrucciones de montaje.

(EN) I ADVISE YOU

- Put the package in horizontal position.
- Put in the order and count the pieces and iron fittings.
- Take enough space for assembly.
- Follow step by step the assembly instruction.

(FR) NOUS VOUS CONSEILLONS

- Poser les colis en position horizontale.
- Classer et compter les éléments de montage et la quincaillerie.
- Définir une zone de montage.
- Suivre dans l'ordre les instructions de montage.

(IT) VI INFORMIAMO

- Pone la confezione in orizzontale.
- Mettere in ordine e contare le minuterie metalliche.
- Essere certi di avere spazio a sufficienza per il montaggio.
- Seguire passo passo le istruzioni.

(ES) -Las herramientas que necesitas (no incluidas en el kit)

(FR) -Outils de montage nécessaires (not inclus dans le kit)



(EN) The tools that you need for assembly (not included in the package)

(IT) Gli attrezzi che vi servono per il montaggio (non inclusi nella confezione)



(ES) -Los herrajes que encontras en el kit

(FR) -Quincaillerie incluse dans le kit

x 12
3,5 x 35 mm

x 2

x 8
3 x 16 mm

x 1

x 2
3 x 16 mm

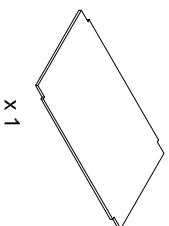
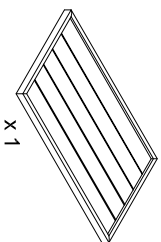
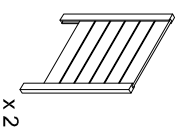
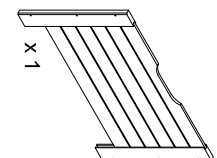
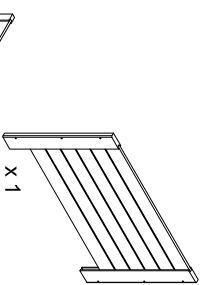
(EN) The tools that you will find in the package

(IT) Accessori inclusi nella confezione

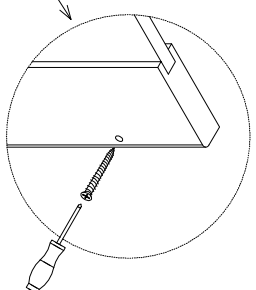
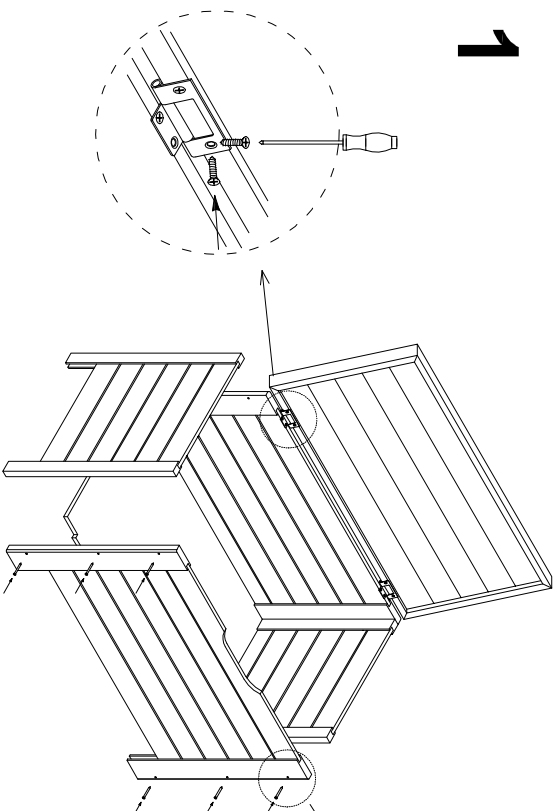
(ES) -Las piezas incluidas en el kit

(EN) The pieces included in the package

(IT) Pezzi inclusi nella confezione



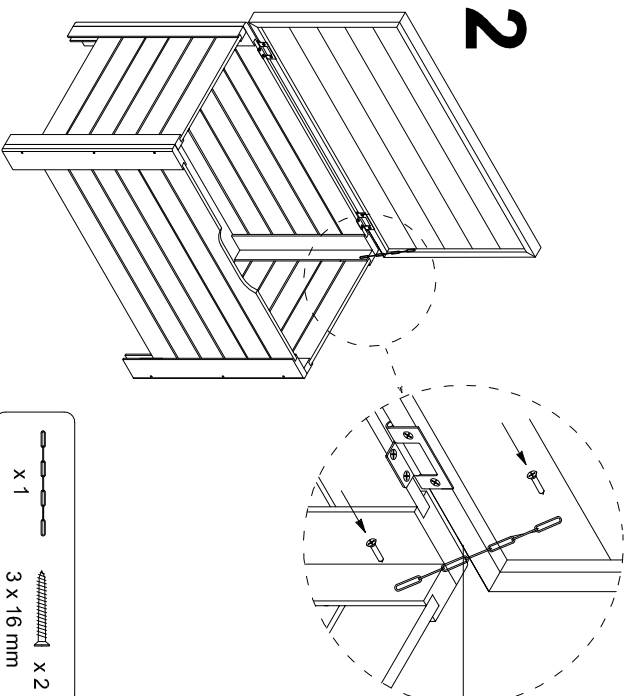
1



x 12
3,5 x 35 mm

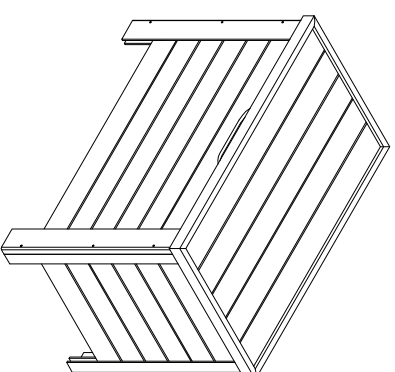
x 2
3 x 16 mm

2



x 1
3 x 16 mm

3



ASTIGARRAGA

Kit Line

Oialde Area n.º3
E-20730 Azpeitia (Gipuzkoa)
T. +34 943 814 261 | F. +34 943 816 713
astigarraga@kitline.es
www.astikitline.es

Ref: BAUL70.99

